



Handwriting practice sheet for the cursive letter 'h'. The page features a grid of 10 columns and 10 rows. The first row contains six cursive 'h' characters. The following nine rows each contain a cursive 'h' followed by a dotted 'h' for tracing, with the remaining space in each row left blank for independent practice.

Handwriting practice sheet for the cursive letter 'u'. The page features a grid of 10 columns and 10 rows. The first row contains six cursive 'u' characters. The following nine rows each contain a cursive 'u' followed by a dotted 'u' for tracing, with the remaining space in each row left blank for independent practice.



h h h h h h

h

h

h

h

h

h

h

h

r r r r r r

r

r

r

r

r

r

r

r

r r r r r r

r

r

r

r

r

r

r

r

h h h h h h

h

h

h

h

h



h


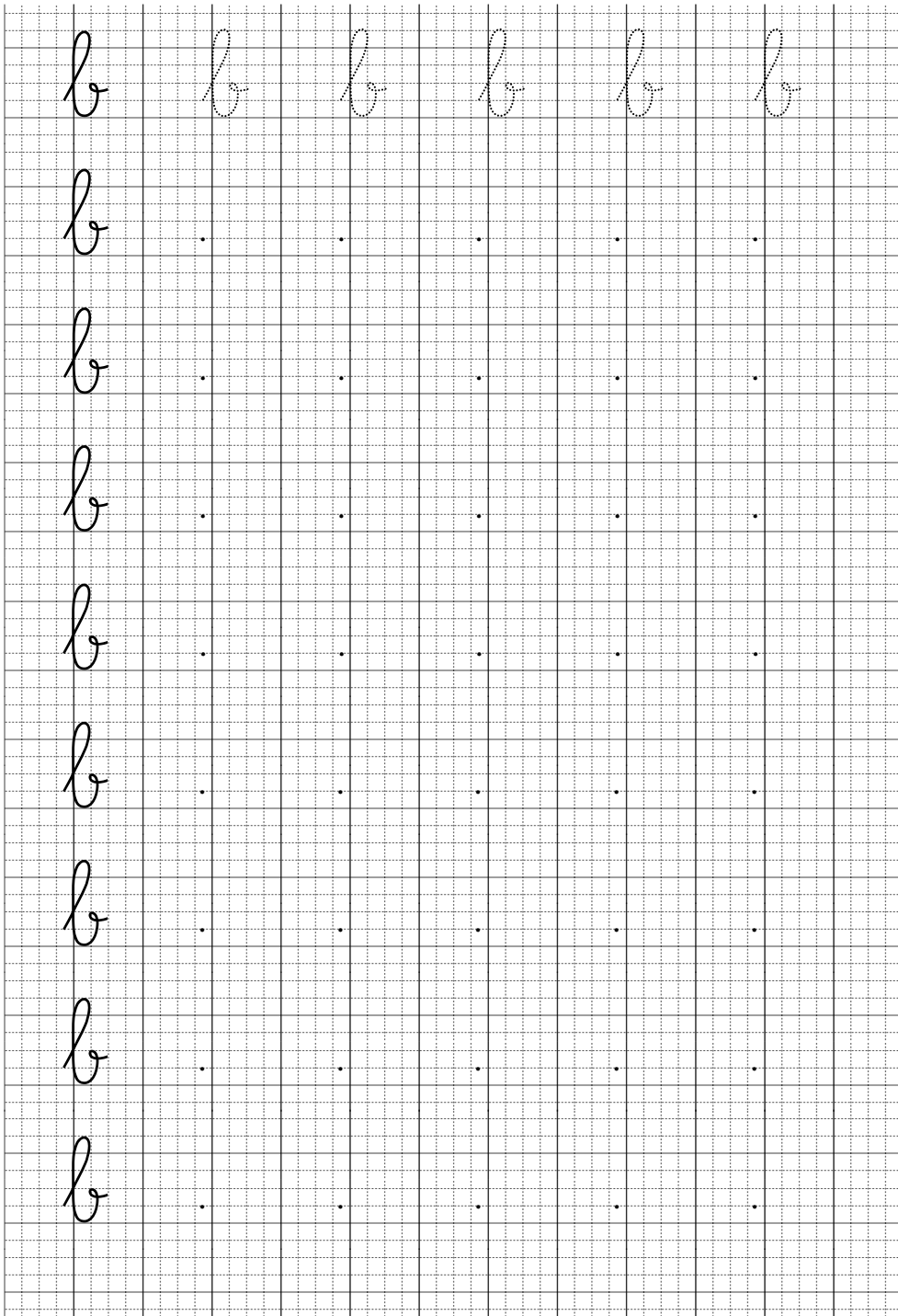
h



h

Handwriting practice sheet for the cursive letter 'b'. The page features a grid of 10 columns and 10 rows. The first row contains six solid cursive 'b's. The remaining nine rows each contain a solid cursive 'b' followed by a dotted cursive 'b' for tracing. The page is numbered 72 at the bottom center.

Handwriting practice sheet for the cursive letter 'c'. The page features a grid of 10 columns and 10 rows. The first row contains six solid cursive 'c's. The next three rows each contain a solid cursive 'c' followed by a dotted cursive 'c' for tracing. The next three rows each contain a solid cursive 'o' followed by a dotted cursive 'o' for tracing. The final row contains six solid cursive 'o's. The page is numbered 9 at the bottom center.







m m m m m m

m

m

m

m

m

m

m

m

o o o o o o

o

o

o



o

o

o

o

o



m m m m m m

m

m

m

m

m

m

m

m

d d d d d d

d

d

d



d



d



d

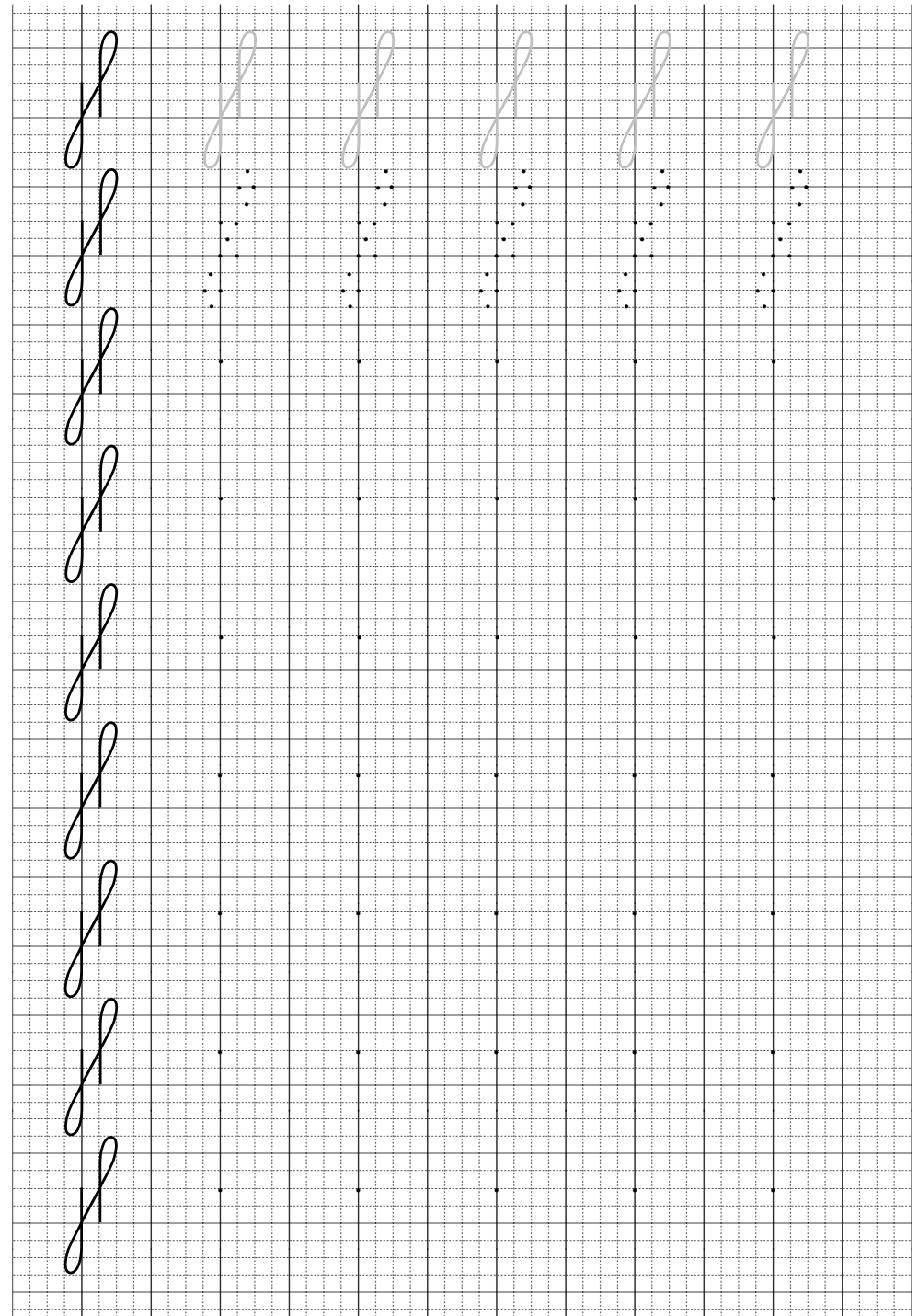

d

d









g g g g g g

g g g g g g

g g g g g g

g g g g g g

g g g g g g

g g g g g g

g g g g g g

g g g g g g

g g g g g g

u u u u u u

u u u u u u

u u u u u u

u u u u u u



u u u u u u

u u u u u u

u u u u u u

u u u u u u

u u u u u u



2 2 2 2 2 2

2

2

2

2

2

2

2

2

2 2 2 2 2 2

2

2

2

2

2

2

2

2

Տ

Տ

Տ

Տ

Տ

Տ

Տ

Տ

Տ

Տ

Տ

Տ

Տ

Տ

Ձ

Ձ

Ձ

Ձ

Ձ

Ձ

Ձ

Ձ

Ձ

Ձ

Ձ

Ձ

Ձ

Ձ

2

2

2

2

2

2

2

.

.

.

.

.

2

.

.

.

.

.

2

.

.

.

.

.

2

.

.

.

.

.

2

.

.

.

.

.

2

.

.

.

.

.

2

.

.

.

.

.

2

.

.

.

.

.

2

2

2

2

2

2

2

.

.

.

.

.

2

.

.

.

.

.

2

.

.

.

.

.

2

.

.

.

.

.

2

.

.

.

.

.

2

.

.

.

.

.

2

.

.

.

.

.

2

.

.

.

.

.

ê ê ê ê ê ê

ê

ê

ê

ê

ê

ê

ê

ê

ı ı ı ı ı ı

ı

ı

ı

ı

ı ı ı ı ı ı

ı

ı

ı

Handwriting practice sheet for the letter 'i'. The page is divided into six rows. The first row shows six examples of the cursive letter 'i'. The second, third, fourth, and fifth rows each show a cursive 'i' followed by five dots, indicating the starting point for writing. The sixth row shows six examples of the cursive letter 't'. The seventh, eighth, ninth, and tenth rows each show a cursive 't' followed by five dots, indicating the starting point for writing.

Handwriting practice sheet for the letter 'e'. The page is divided into six rows. The first row shows six examples of the cursive letter 'e'. The second, third, fourth, fifth, and sixth rows each show a cursive 'e' followed by five dots, indicating the starting point for writing.

e e e e e e

e

e

e

ê

ê

ê

ê

ê

i i i i i i

i

i

i



i


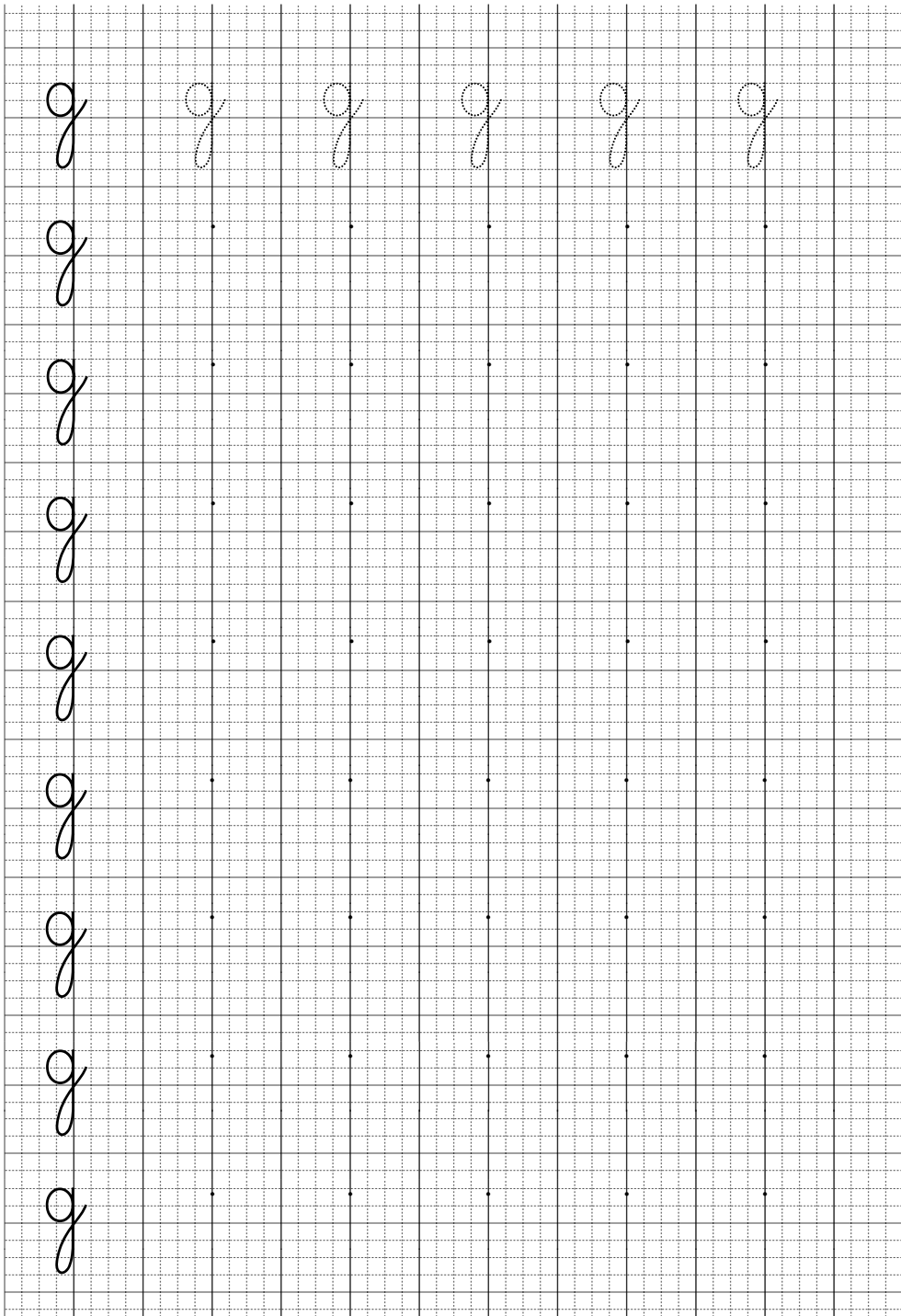
i



i


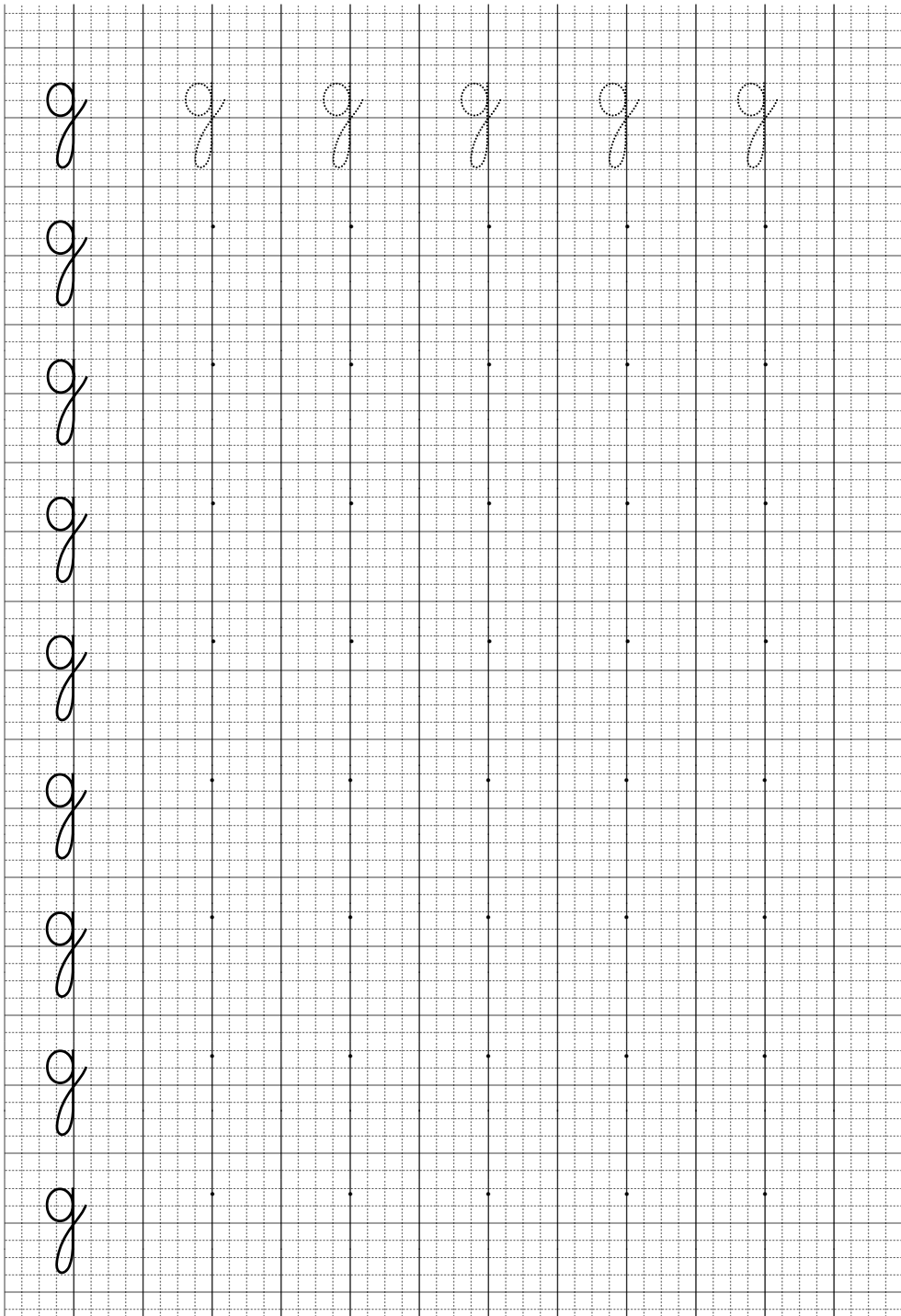
i

i




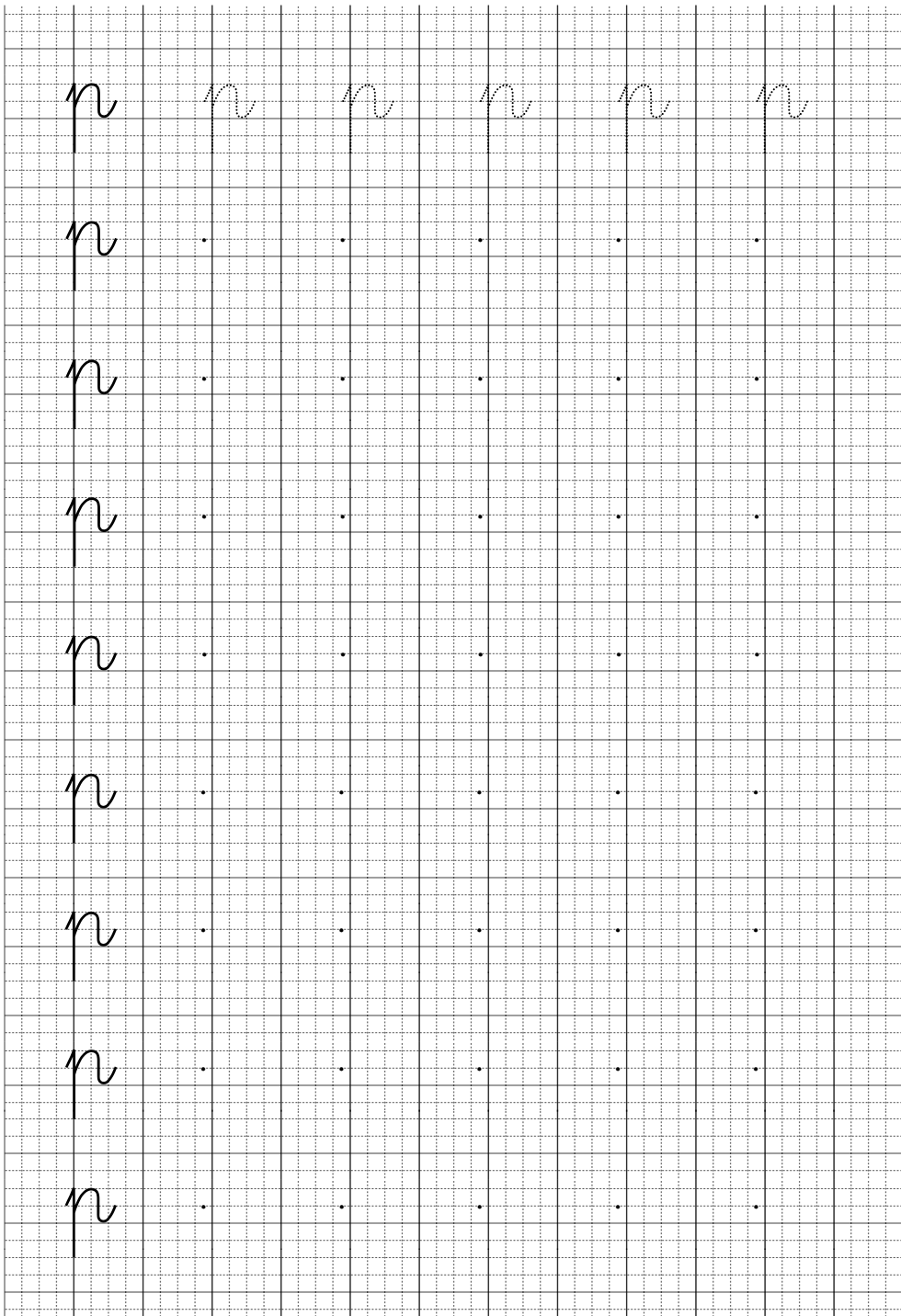


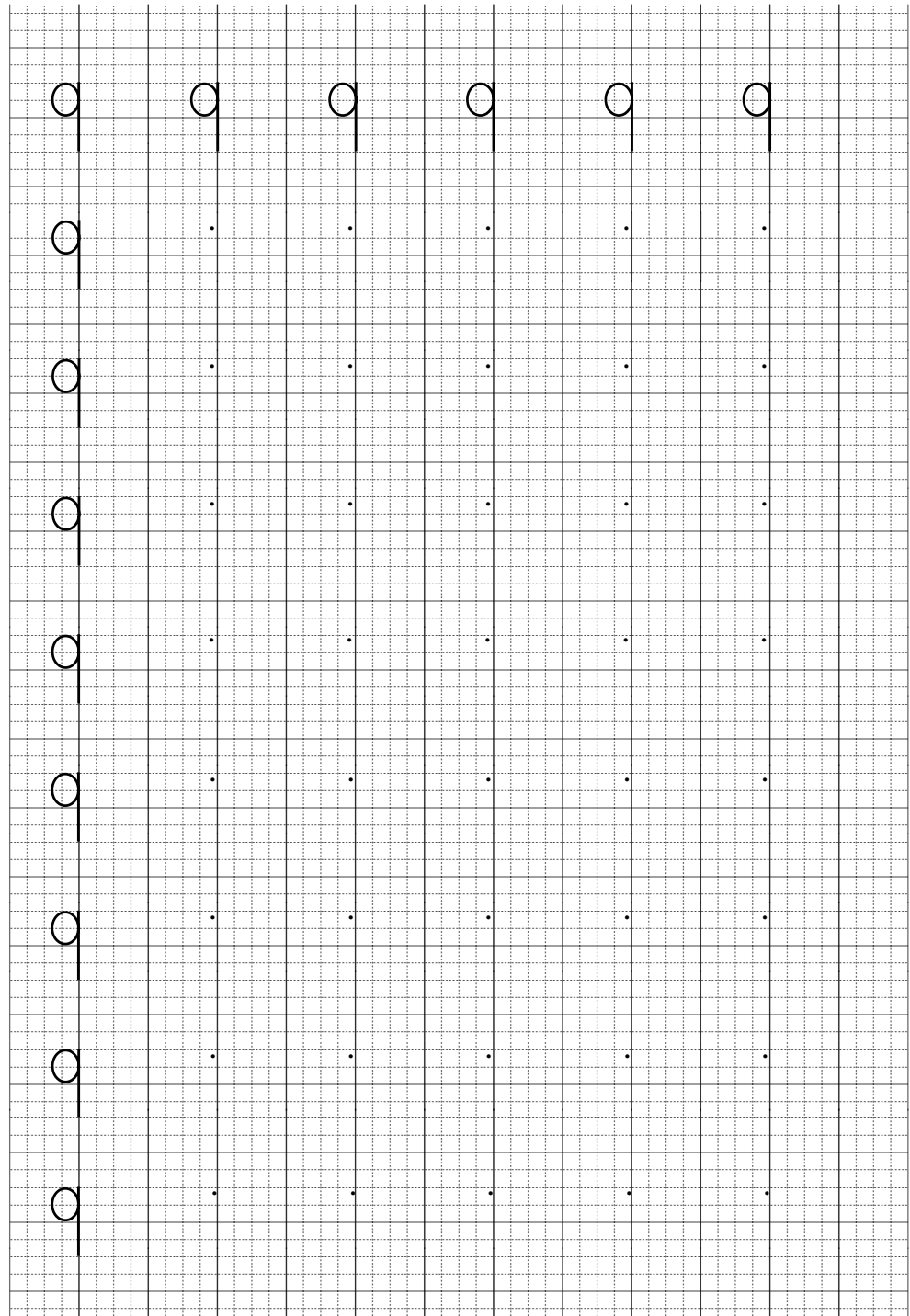




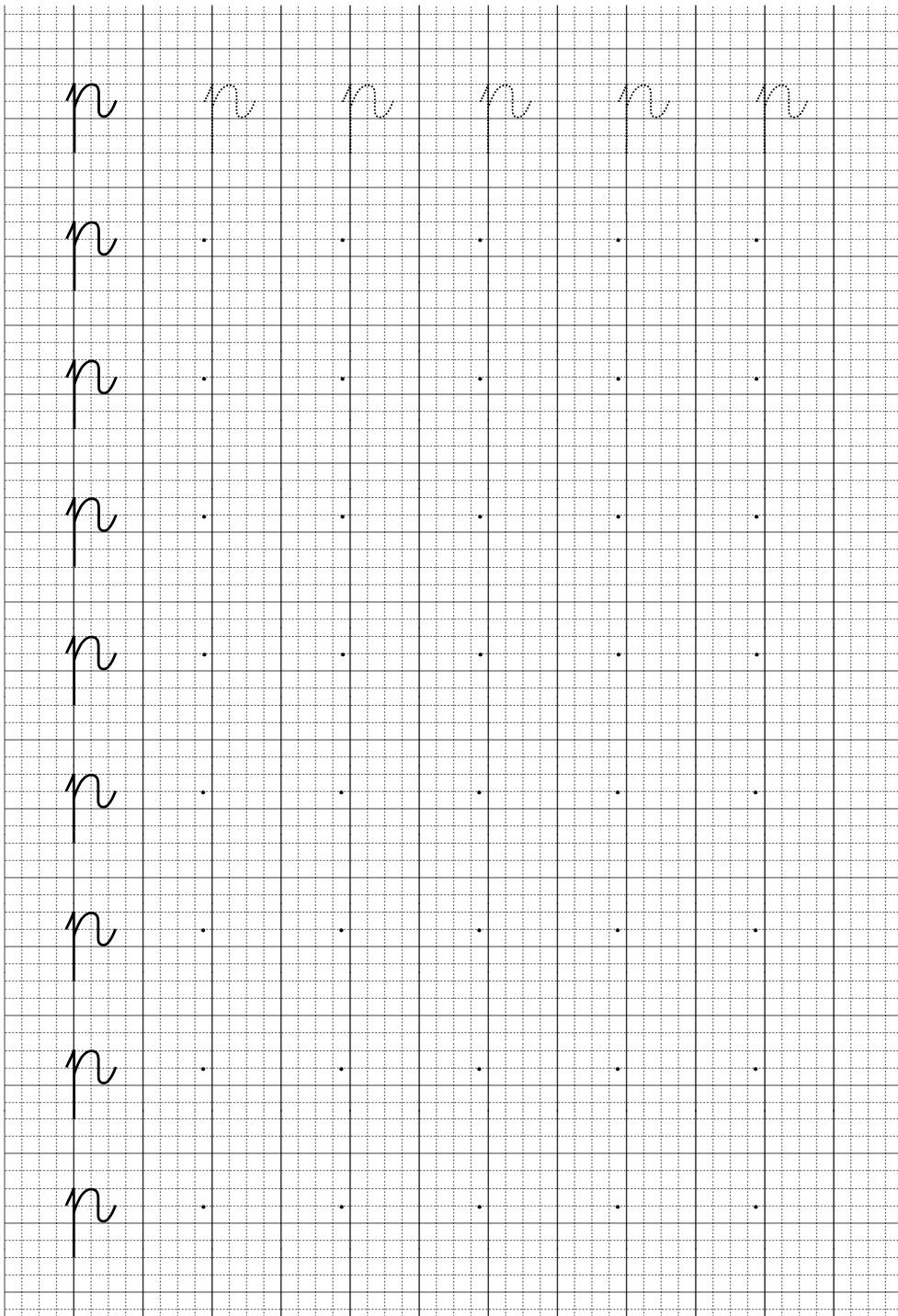


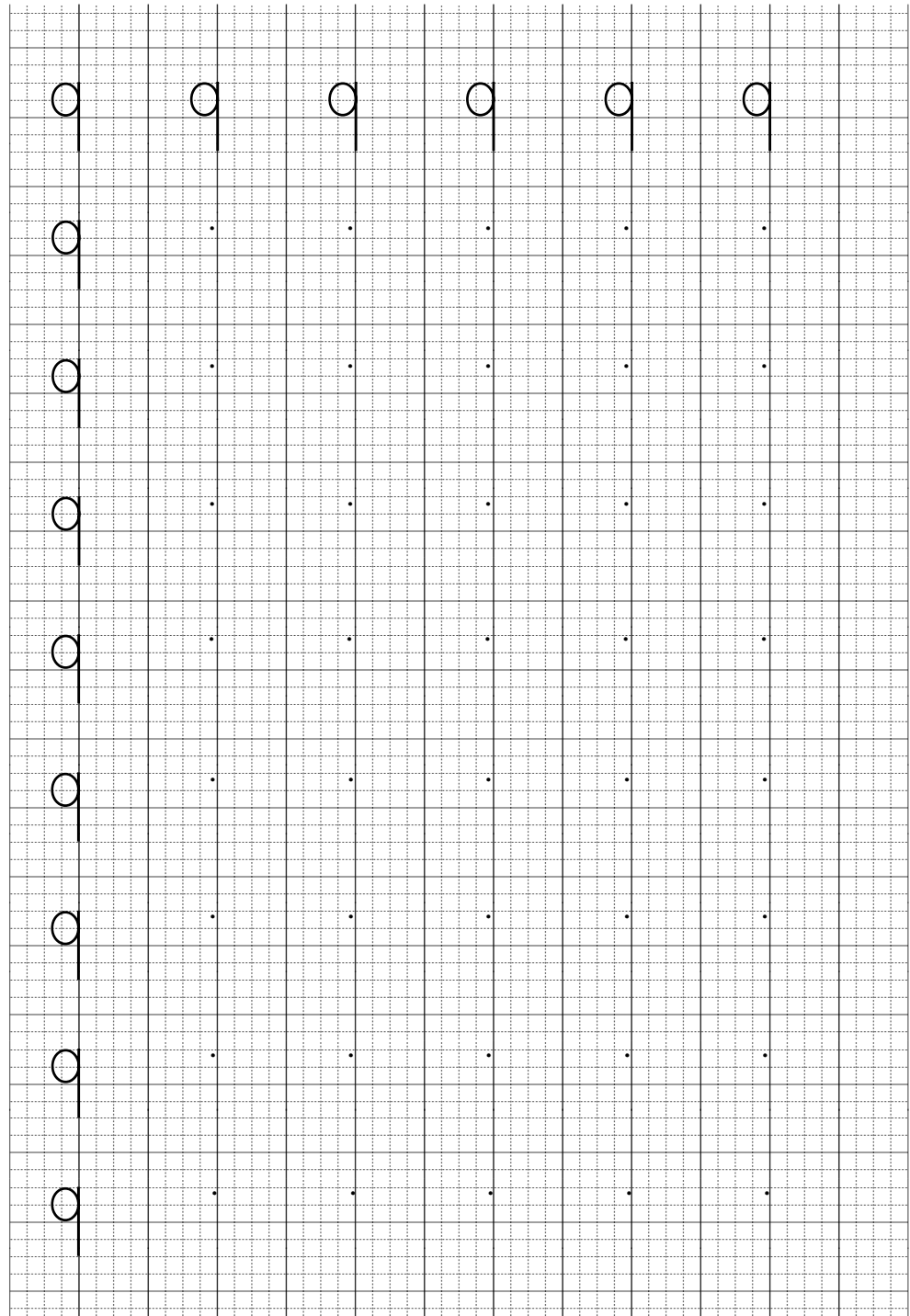
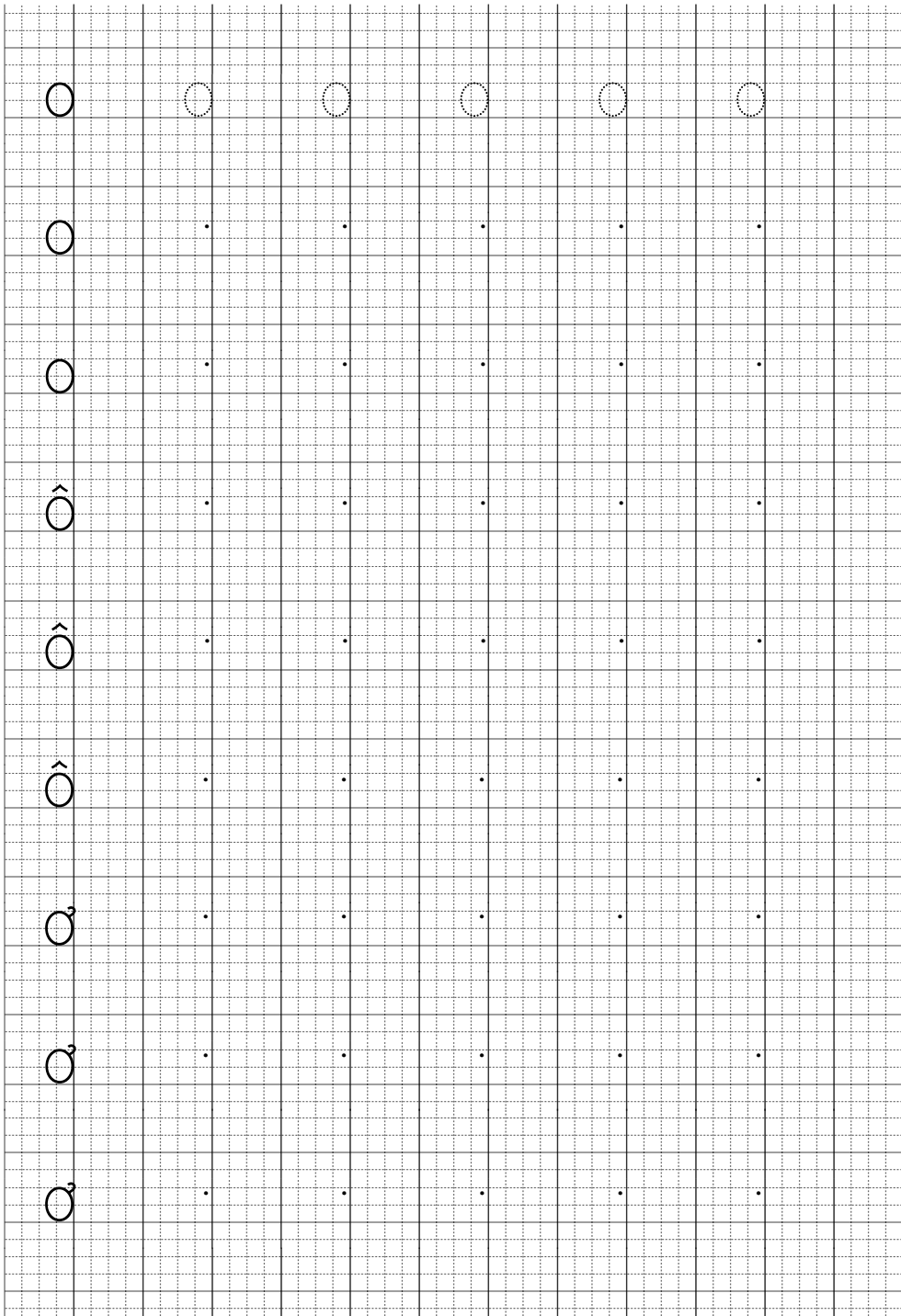
Handwriting practice sheet for the cursive letter 'u'. The page features a grid with vertical lines and horizontal dotted lines. The first row contains six examples of the letter 'u' written in cursive. The following nine rows each contain a single cursive 'u' followed by five dots, indicating the starting points for tracing or independent practice.

Handwriting practice sheet for the cursive letter 'c'. The page features a grid with vertical lines and horizontal dotted lines. The first row contains six examples of the letter 'c' written in cursive. The following nine rows each contain a single cursive 'c' followed by five dots, indicating the starting points for tracing or independent practice.









Handwriting practice sheet for the letter 'd'. The page contains 10 rows. Each row starts with a solid 'd' followed by a dotted 'd' for tracing. The remaining four columns in each row are empty for independent practice. The grid consists of 10 vertical lines and 20 horizontal lines.

Handwriting practice sheet for the letter 'a'. The page contains 10 rows. Each row starts with a solid 'a' followed by a dotted 'a' for tracing. The remaining four columns in each row are empty for independent practice. The grid consists of 10 vertical lines and 20 horizontal lines.

a a a a a a

a

a

ă ă ă ă ă ă

ă

ă

â â â â â â

â

â

a a a a a a

a

a

a


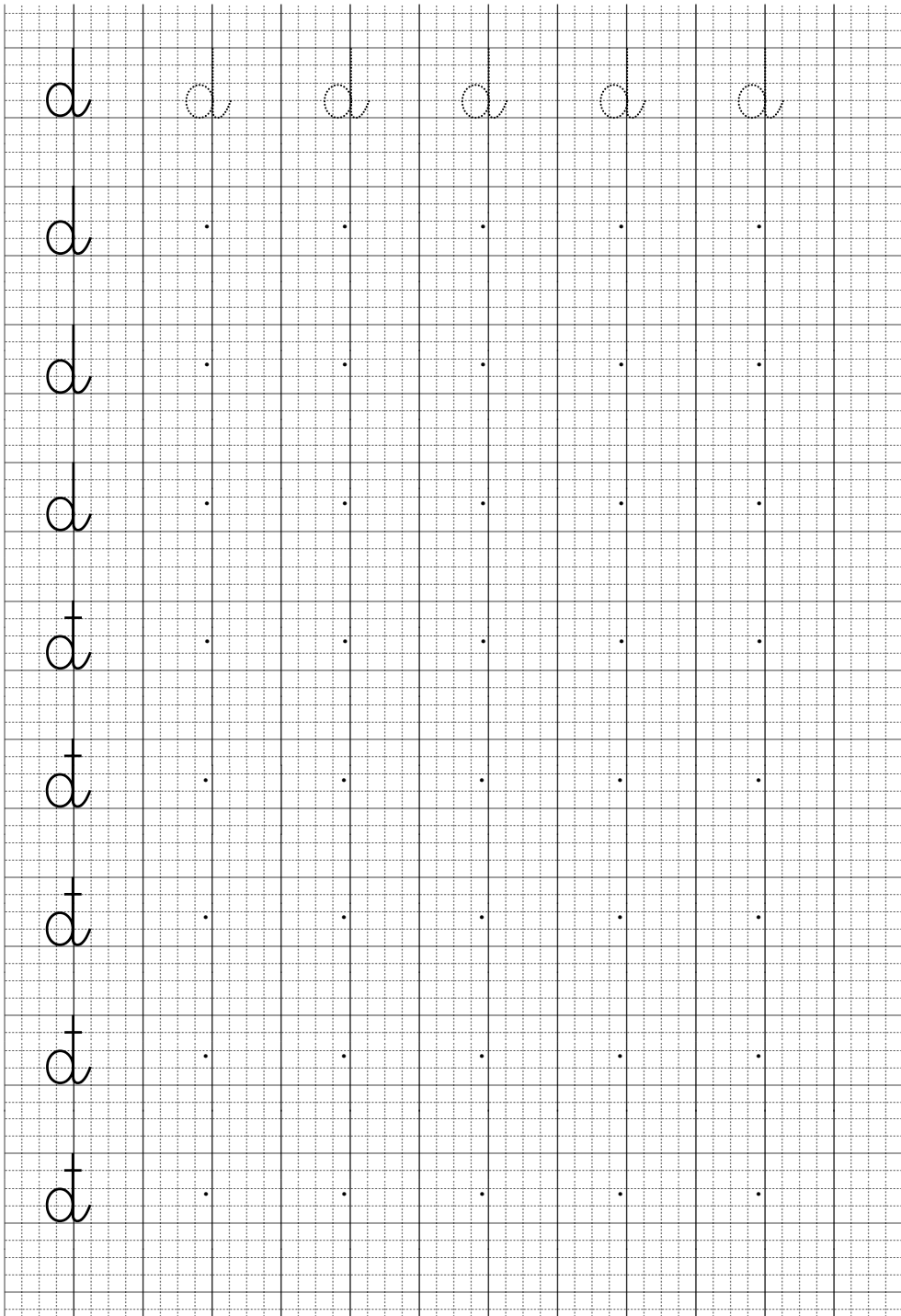
a

a

a

a

a



a a a a a a

a

a

ä

ä

ä

â

â

â

d d d d d d

d

d

d

d

d

d

d

d